

The Art of Curation: Tips and Tricks for Hanging Art Like a Pro from LUMAS Visual Merchandising Manager Christin Sander

The LUMAS galleries offer major inspiration with 26 locations around the world featuring a huge variety of art hung in stunning arrangements. Visual Merchandising Manager Christin Sander has tips and tricks for putting art in the spotlight in your own home. Sander has been with LUMAS for over ten years and her many responsibilities include the interior design of the galleries.

What do you associate with LUMAS and art in general?

Christin Sander: I am always excited to see how a work of art can light up a room and put smiles on people's faces. For more than ten years, I've been surrounded by all the fascinating pieces at LUMAS. Every day, I rediscover the ways art can add a personal feel to a room. Whenever friends invite me over, I am always drawn to their walls – the art hanging there reveals a lot about them!



Christin Sander, VM Manager at LUMAS

What should we keep in mind when choosing a picture, especially when planning to hang more than one artwork next to each other?


Christin Sander: It is always exciting to see a collection of works that were all made using the same technique. Or when people deliberately contrast their existing art – for instance, when someone uses a large, colorful picture as the counterpoint to a wall full of traditional black-and-white photographs.

How do you choose the best arrangement for a gallery wall? Does it come down to the images, the size of the pictures, the frames? What tips can you give us?

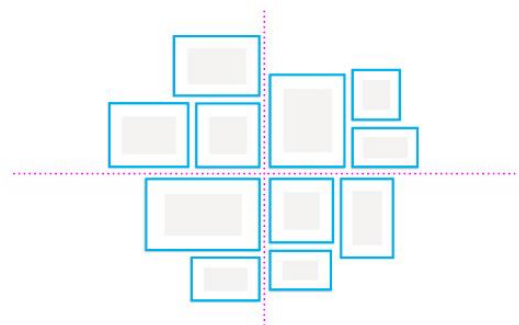
Christin Sander: Different formats, frames, and images can always be hung in harmony. A great guide is to use the pictures' own edges as guidelines. Just pretend they extend beyond the picture and use them to make rows or intersections and find the perfect arrangement!

In general, you can always take the following advice to heart.

If you have many pictures in different formats, you may want to hang them **salon style** using perpendicular guidelines for visual balance.



Artworks hung salon style. All works © www.lumas.com





An example of a salon style gallery wall with perpendicular guidelines

PRESSEMITTEILUNG

The term “salon style” comes from French, government-sponsored art exhibitions dating back to the 1600s. With more art to display than walls in the room, the pieces were hung densely packed from floor to ceiling for a very impressive overall effect. It remains a fantastic way to display a wide variety of pieces!

For many pictures of the same size, hanging them in a strict **geometric grid** is a great option. You can create a really fascinating checkerboard effect, for example, with the “Butterfly” pieces by our artist Heiko Hellwig.



Artworks hung in a grid. All works © Heiko Hellwig, www.lumas.com

Hanging art **in a row** is another great solution. You can either align the center of the pieces or one of the edges. With pictures of the same size, such as the works by artist **Rachel Witzman**, very strict adherence to the guidelines along the edges is stunning. It is important to have equal space between artworks hung in a row.



Artworks hung in a row. Jama Triptych © Rachel Witzman, www.lumas.com



Artworks aligned along their bottom edge. All works © www.lumas.com

Lining the works up **along the top or bottom edge** is another fantastic way to show off your art.

My tip: You can stretch a piece of string along your wall or use masking tape to help line up your artworks. A level will help make sure everything is straight.

For solo **statement pieces**, a good rule of thumb is to center them with their middle at eye level.



Welle VII © Daniel Reiter, www.lumas.com

What do you need to watch out for in small rooms with low ceilings?

Christin Sander: When it comes to smaller rooms, people tend to have a bit too much respect for large-format pieces. People often choose small-format pieces which can make the room appear even smaller in scale like a dollhouse. We encourage the decision to go big! Large artworks have a magical effect – they create the illusion of enlarging the room and can open up the space like a window. A large statement piece centered over a bed looks open, elegant, and makes everything appear larger in scale. Artworks with a lot of spatial perspective are great for this. LUMAS pieces by Daniel Reiter, Sven Fennema, and Werner Pawlok create this game of perspectives in a really impressive way.

What advice do you have for large rooms with high ceilings?

Christin Sander: Large rooms can be restructured through art. For this reason, you can try hanging a group of small pieces next to a large-format statement piece, as long as you take the room's décor into consideration. In general, you should listen to your intuition when hanging pictures. It is good to have some practical ground rules, but your instincts are king!

What about slanted ceilings or staircases? What tips can you give us for hanging pictures there?

Christin Sander: People used to try to direct attention away from complicated areas. But now they tend to place focus on them. There are a lot of individual pieces that can make a staircase, for example, a visual treat. The works by **Larry Yust** depicting rising or descending San Francisco streets create a thrilling effect when hung along a staircase. It is playfully dynamic and picks up on the motion of stairs.



San Francisco, Mason St. #1 © Larry Yust, www.lumas.com

What about the wall colors – should they be white or are other hues also ok?

Christin Sander: Naturally, a white wall puts the most focus on a work of art. However, if you use hues from the photograph or painting, it can become part of the arrangement in a new and exciting way. For this, the wall should tend to be a bit darker to help the artwork really pop. Patterned wallpaper is a very bold way to display your artworks, and it is one of the newest trends in interior design. For hanging art, it used to be almost indisputable that a wall should not have its own strong visual pattern. But tastes have changed now, and patterned wallpaper isn't a no-no anymore!

About LUMAS

In 26 galleries around the world, LUMAS offers museum-quality art editions. More than 3,000 works by 250 established artists and many promising newcomers deliver a comprehensive look into the contemporary art and design scenes. The works are available as hand-signed originals in limited editions of 75-150.

Information for the press

We have more in-depth information about LUMAS, our exhibitions, artists, and their works, and are happy to provide images for press use. Please do not hesitate to contact us for information and digital files.

Contact Public Relations

LUMAS Head Office

Ernst-Reuter-Platz 2
10587 Berlin

Mail: pr@lumas.com

Web: www.lumas.com

